

Upload Video to Youtube.com: 6

YouTube.com - Posting Video

In this session you will:

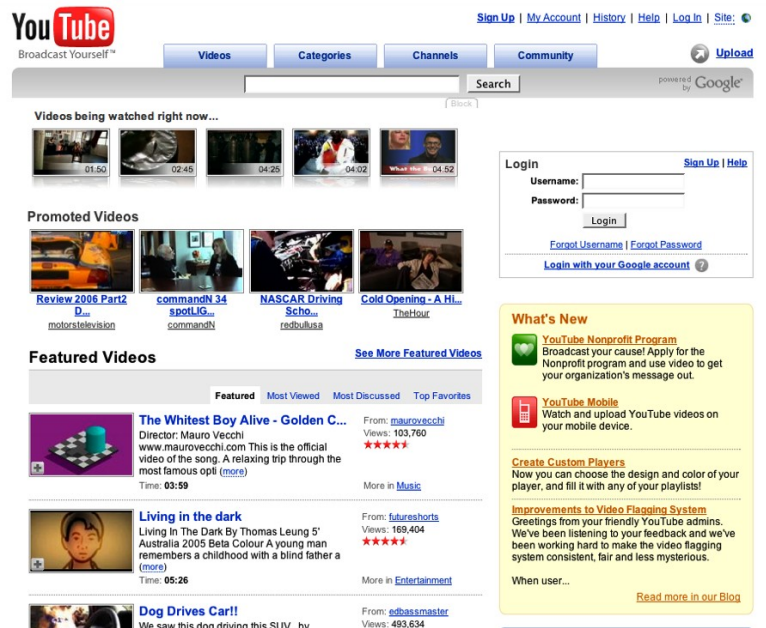
Create a Youtube Channel

Verify your Account at Youtube.com

Upload a Video

Embed the Video into your Blog

Embed your Youtube Feed into
Google.com/ig



Name Your Channel

Choose standard account type and enter your **gmail address**.

IMPORTANT: Once you Create a UserName that becomes your **YouTube Channel**.

ie:
[http://www.youtube.com/\[user-name-app-pears-here\]](http://www.youtube.com/[user-name-app-pears-here])

Take time to choose a good UserName.

Write down your Username and Password!

Record your **Channel Web site**,

Member Login

Already have a YouTube account? Login here.

YouTube Username:

YouTube Password:

[Forgot Username](#) | [Forgot Password](#)

[Login with your Google account](#)

What is YouTube?

YouTube is the home for video online:

- Watch millions of videos
 - Share favorites with friends and family
 - Connect with other users who share your interests
 - Upload your videos to a worldwide audience
- Sign up now to join the YouTube community!

Create Your YouTube Account

It's free and easy. Just fill out the account info below. (All fields required)

Account Type:

Email Address:

YouTube Username: [check](#)
Username available!
Your username can only contain letters A-Z or numbers 0-9

Password:

Confirm Password:

Password Strength: Fair


Country:

Postal Code:
Required for US, UK & Canada Only

Gender: Male Female

Date of Birth:

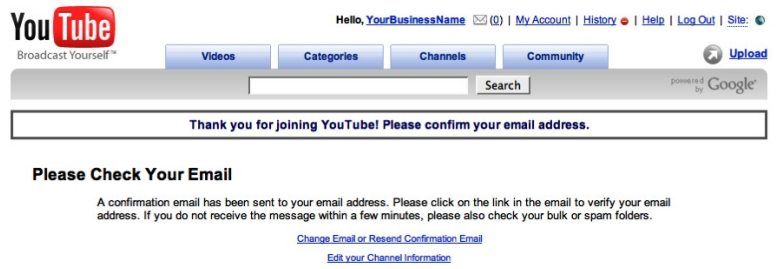
Verification:
Enter this text in the image



- Sign me up for the "Broadcast Yourself" email

- I agree to the [terms of use](#) and [privacy policy](#).

username and password into your
Tourism Keys appendix iii

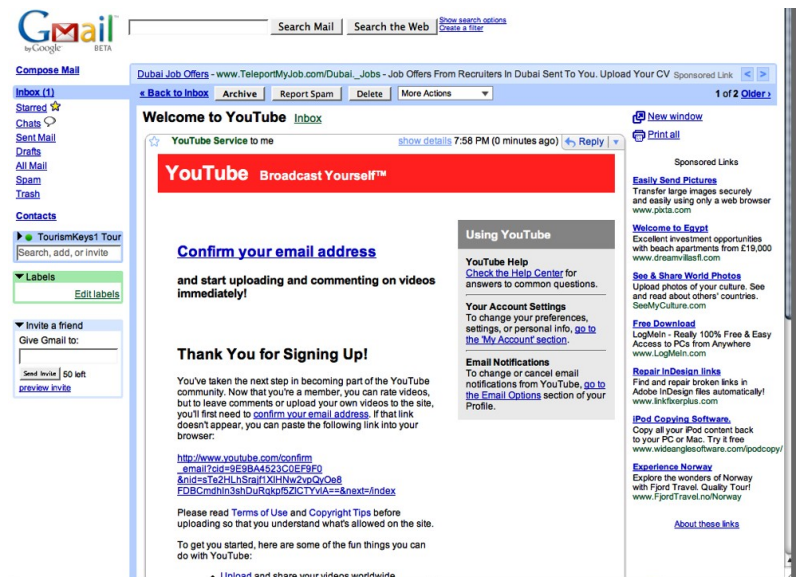


Confirm your Email Address and Activate your Account

In a new tab, open:
<http://www.gmail.com>

Log-in if necessary.

Click the link in the email to confirm
your email address.



Upload your Video

Locate the **Tourism Keys Media**
Folder on your desktop.

northerntourism.mov is located here.



Tell Youtube about your Video

Title, Description and Tags are all keyword sensitive!

If you want them found by search engines, make them compelling and use keyword phrases.

Video Upload (Step 1 of 2)

Title: Sample Video - Keywords

Description: keywords in a paragraph

Video Category: Travel & Events

Tags: Tags are keywords used to help people find your video. (space separated)
more keywords!
Click to add suggested tags: Adventure, Cityscape, Cruise, Culture, Destination, Events, Landmark, Museum, Nature, Travel Log
(* indicates required field)

Broadcast Options: Public by default [choose options](#)

Date and Map Options: No date or location has been set [choose options](#)

Sharing Options: Allow Comments, Video Responses, Ratings, Embedding by default [choose options](#)

[Upload a video...](#) Or [Use Quick Capture](#)

About uploading...
Uploads usually take 1-5 minutes per MB on a high-speed connection, and converting your video takes a few minutes.
Your video is limited to 10 minutes and 100 MB.
For more details about uploading videos, see the [Help Center](#).
[Upload videos directly from your mobile phone!](#)
[Set up your preferences.](#)

Browse to the Video on your Computer.

browse to the **Desktop / Tourism Keys Media /**

Select: **northerntourism.mov**

It will take a few minutes for the video to be uploaded.

Video Upload (Step 2 of 2)

Select a video to upload.
/Users/toddLucier/Sites/NorthernEdge/ [Browse...](#)

[Upload Video](#)

Do not upload any TV shows, music videos, music concerts, or commercials without permission unless they consist entirely of content you created yourself. Please refer to our [Copyright Tips](#) page for some guidelines and links to help you determine whether your video infringes someone else's copyright.

By clicking "Upload Video," you are representing that this video does not violate YouTube's [Terms of Use](#) and that you own all copyrights in this video or have express permission from all copyright owners to upload it.

[Your Account](#)
[Videos](#) [Playlists](#) [Subscriptions](#)
[Favorites](#) [Inbox](#) [more...](#)

[Help & Info](#)
[Help Center](#) [Video Toolbox](#) [Developer APIs](#)

[Safety Tips](#) [Copyright Notices](#) [Community Guidelines](#)

[YouTube Company Info](#) [Terms of Use](#) [Privacy Policy](#) [Press Contact](#) [Blog Jobs](#)

© 2007 YouTube, LLC - [Give Feedback](#)

Congratulations, Your Video is Uploaded

Embed the Video in your blog site!

Copy the code from the box.

In a new window, open

<http://www.blogger.com> and login if necessary.

Create a New Post.

YouTube
Broadcast Yourself™

Hello, [YourBusinessName](#) | [My Account](#) | [History](#) | [Help](#) | [Log Out](#) | [Site](#)

Videos Categories Channels Community Upload

Video Upload - Upload Complete

Thank you! Your upload is complete.
This video will be available in [My Videos](#) after it has finished processing.

Embed this video on your website.
Copy and paste the code below to embed this video.

```
<object width=425 height=350><param name=movie
value=http://www.youtube.com/v/SEENhzU1OM?</param><embed
src=http://www.youtube.com/v/SEENhzU1OM?
type=application/x-shockwave-flash width=425 height=350></embed>
</object>
```

Upload another video Go to My Videos

© 2007 YouTube, LLC - [Give Feedback](#)

Put Video on your Blog

When cutting and pasting code into a blog post, you must use the Edit Html tab.

1. Click **Edit Html**

2. Paste Code

Give your Video Post a Title.

3. Publish Post.

Your Business Name Blog
TourismKeys2@gmail.com

Posting Settings Template View Blog

Create Edit Posts Moderate Comments

Title: View a Video we put on Youtube.com

Edit HTML Compose

```
<object width=425 height=355><param name=movie
value=http://www.youtube.com/v/dg88jGR_c4&rel=1"></param><param name=vmode
value=transparent"></param><embed src=http://www.youtube.com/v/dg88jGR_c4&rel=1"
type=application/x-shockwave-flash vmode=transparent width=425
height=355"></embed></object>
```

Post Options Labels for this post: e.g. scooters, vacation, fall Show all

PUBLISH POST SAVE NOW

Return to list of posts

See the Youtube Video displayed on your Blog

NorthernOntario.mov has been reformatted to play directly from your Web page.



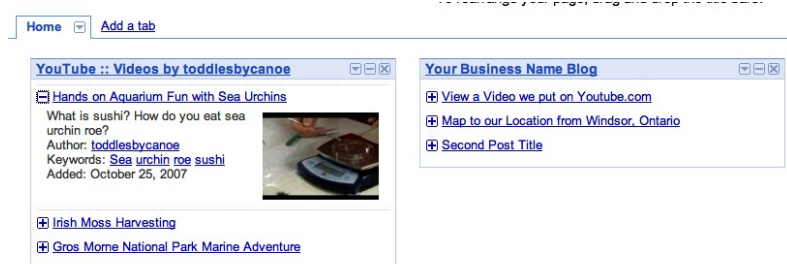
Your Youtube Video Channel has a Feed.

[www.youtube.com/rss/user/\[insert username here\]/videos.rss](http://www.youtube.com/rss/user/[insert username here]/videos.rss)

Add the feed to your <http://Google.com/ig> page to see what it looks like.

Click **Add Stuff**, then **add RSS Feed**.

Put the feed address into your **Tourism Keys appendix iii**



Congratulations on Your Youtube Channel

See your channel at
[http://www.youtube.com/\[insert username here\]](http://www.youtube.com/[insert username here])

Confirm you have put the Web page address of your channel into your Tourism Keys appendix iii

There are a number of settings you can adjust on this page to make sure your visitors can learn more. Be sure you name your business. Your guests can subscribe to your Videos.

Visit once in a while to see how many views your videos have had.

