
Get your Own.com

Step-by-step E-book to guide you in buying a domain name and hosting a wordpress.com website on your own .com for just \$12/year

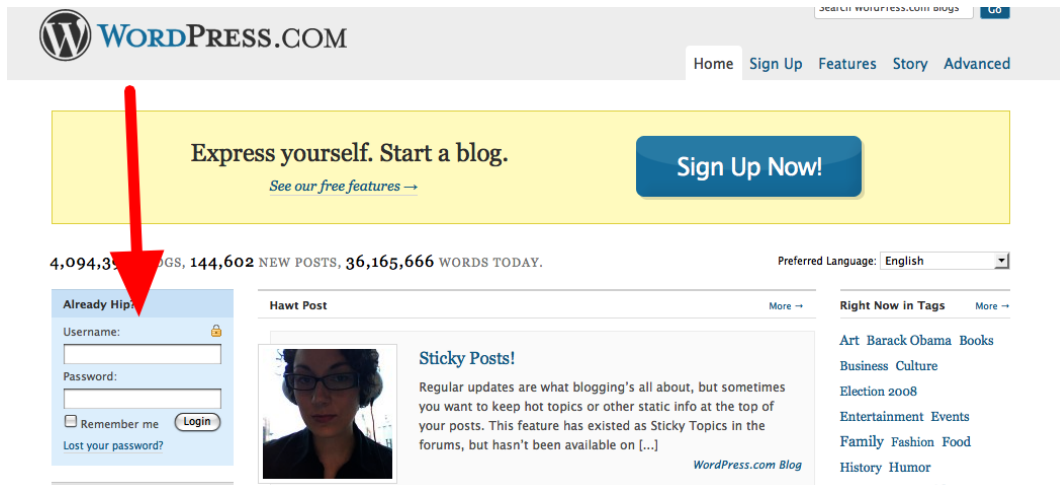
by Natalie Lucier
for Tourism Keys.ca



Tourism Keys.ca presents Buying a Domain Name for your Wordpress Blog.

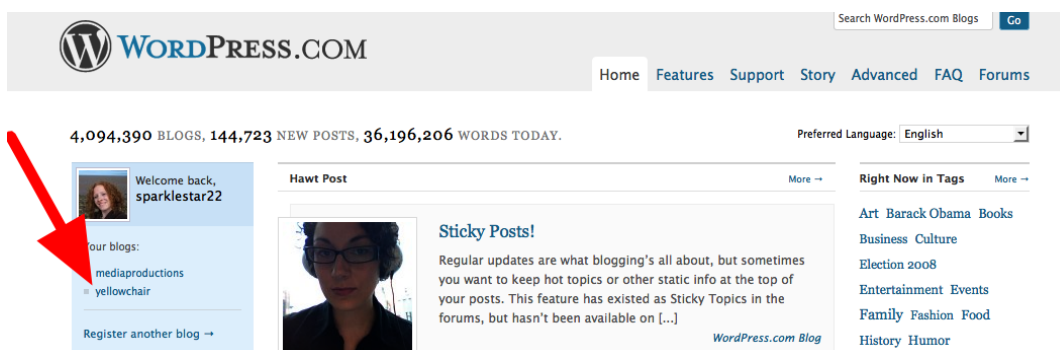
Your wordpress blog is a great way for you to advertise your business online. These pages describe how to host a wordpress blog at a domain name you choose for just \$12/year. You own it and can do with it what you wish! Have your credit card ready to get started.

After you have created an account with Wordpress... go to www.wordpress.com and sign in



Use your user name and password that you created for your wordpress blog to sign in.

Once you have signed in. Locate the name of your blog on the left hand side of the screen and click the link.

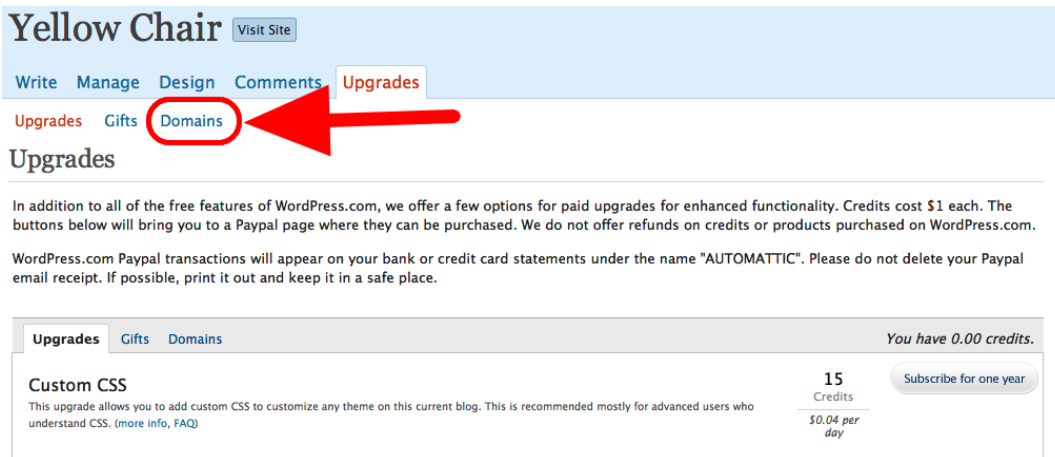


The name of your blog should be highlighted in blue on the left hand side of your screen.

Then click on the button on the top bar menu called "upgrades".



Now... select the domains button.



Now.. Type the name of the domain that you would like to buy for your business site.
For example www.superiornorthcfdc.com



Type the domain address that you wish to buy in the box provided. Be sure to use a .com, org or net. You can not purchase a .ca name from this site. If this domain name is for your business then I would suggest that you use your business name.

Then click Add domain to blog.

Yellow Chair [Visit Site](#)

[Write](#) [Manage](#) [Design](#) [Comments](#) [Upgrades](#)

[Upgrades](#) [Gifts](#) [Domains](#)

Domains

The main part of your blog URL is its domain. An example of a domain is "wordpress.com". You can have your blog at any domain you control, such as example.com, or set up a domain to automatically redirect visitors to your blog URL. [Read more about it](#) or just enter a domain name below and follow the prompts.

Add a Domain [Add domain to blog](#)

Domain	Function	Created	Expires	Email (help)
yellowchair.wordpress.com	Your blog URL	September 9, 2008	Never	N/A

Now you should be able to buy your domain name. You should see a screen that looks like this. Click buy 15 credits.

Yellow Chair [Visit Site](#)

[Write](#) [Manage](#) [Design](#) [Comments](#) [Upgrades](#)

[General](#) [Writing](#) [Reading](#) [Discussion](#) [Privacy](#) [Delete Blog](#) [Media](#) [OpenID](#) [Domains](#)

Domains

Adding superiornorthcfdc.com

The domain "superiornorthcfdc.com" is available to be registered and added to your blog. You can use it as your blog address for 15 credits a year. You have 0 credits available.

You must buy 15 credits to finish this purchase. Please click the "Buy 15 Credits »" button to buy credits through Paypal. You must return here afterwards to complete the purchase.

[Buy 15 Credits »](#)

It costs 15 credits to buy the domain name and get it hosted at wordpress. (which turns into 15 dollars American). You will need to pay with your credit card. Click buy 15 credits to continue.

You can pay with paypal or with your credit card.

Automatic Inc.

WordPress.com Credits Total: \$15.00 USD

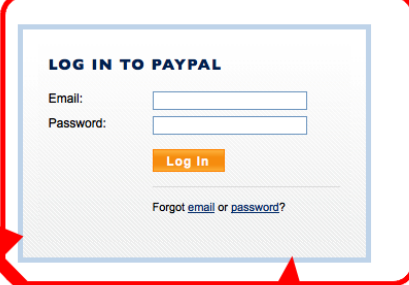
PayPal is the safer, easier way to pay

PayPal securely processes payments for **Automatic Inc.**. You can finish paying in a few clicks.


Why use PayPal?

- Use your credit card online without exposing your card number to merchants.
- Speed through checkout. No need to enter your card number or address.

Don't have a PayPal account?
Use your credit card or bank account (where available) [Continue](#)


 **LOG IN TO PAYPAL**
Email:
Password:

Forgot [email](#) or [password](#)?



Cancel and return to [Automatic Inc.](#)

PayPal. The safer, easier way to pay.
For more information, read our [User Agreement](#) and [Privacy Policy](#).



If you have a paypal account then you can log into paypal and make your payment. If you do not have a paypal account then you can pay by credit card by clicking continue on the left hand side of the screen.

If you are paying by credit card then you should see a screen that looks like this.

Automatic Inc.

WordPress.com Credits Total: \$15.00 USD

Pay with Credit Card or Log In

[Learn more](#) about PayPal - the safer, easier way to pay.


Enter your billing information

Country:

First Name:

Last Name:

Credit Card Number:

Payment Type 

Expiration Date: / CSC: [What's this?](#)

Billing Address Line 1:

Billing Address Line 2: (optional)

City:

Province:

Postal Code:

Home Telephone:

Email:

Already have a PayPal account?

Please log in

Email:

Password:

Forgot [email](#) or [password](#)?

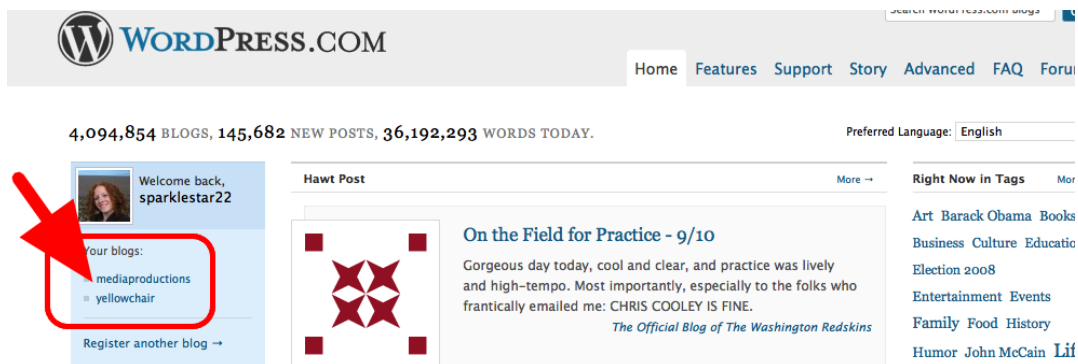
Be sure to select Canada as the country and then fill out all of you information. Then click review order

button at the bottom of the screen and continue.

Once you have filled out your credit card information you will be asked to give an e-mail address.

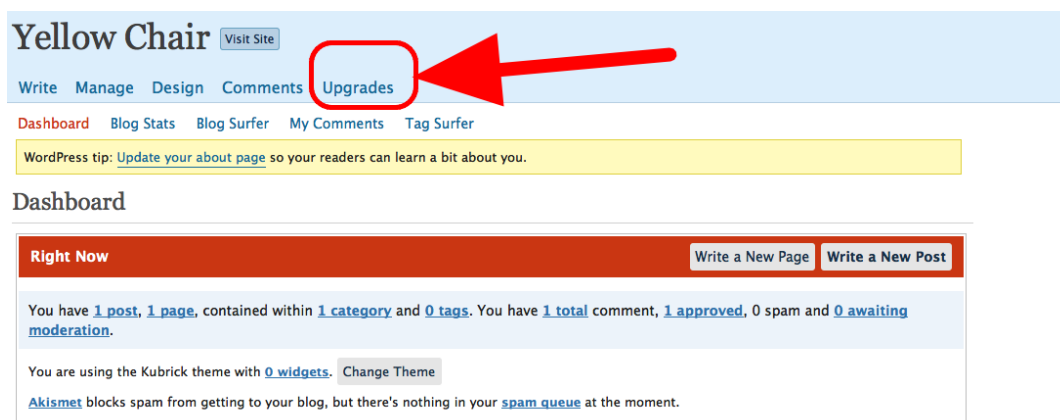
Your receipt of payment will be sent to that e-mail address so be sure that you have access to that e-mail online. I would suggest using your gmail address. For example myname@gmail.com

Once you have completed your payment online and received your receipt. You must go back to www.wordpress.com

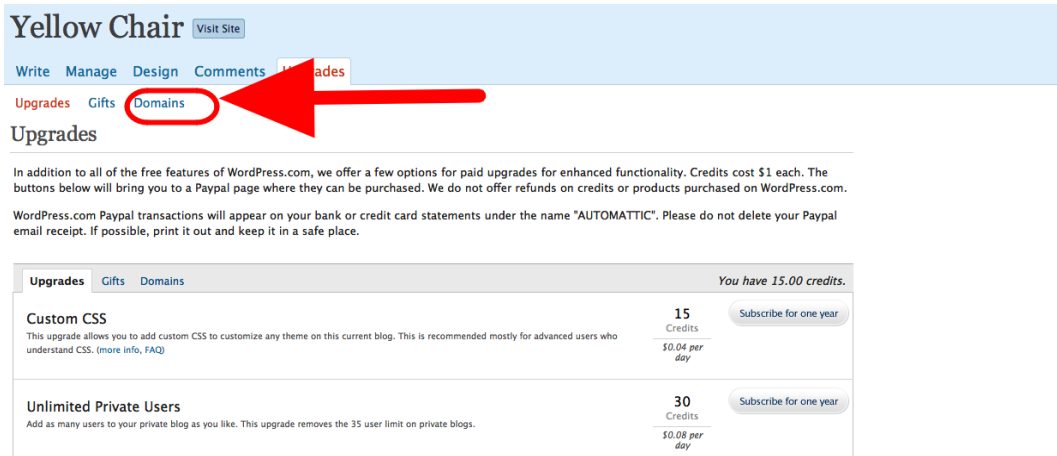


sign in if you are not signed in already. If you are signed in then select your site on the left hand side of the screen.

Then... click on the upgrades button again.



Then... click on the domains button.



Yellow Chair [Visit Site](#)

[Write](#) [Manage](#) [Design](#) [Comments](#) [Upgrades](#)

[Upgrades](#) [Gifts](#) [Domains](#)

Upgrades


In addition to all of the free features of WordPress.com, we offer a few options for paid upgrades for enhanced functionality. Credits cost \$1 each. The buttons below will bring you to a Paypal page where they can be purchased. We do not offer refunds on credits or products purchased on WordPress.com.

WordPress.com Paypal transactions will appear on your bank or credit card statements under the name "AUTOMATTIC". Please do not delete your Paypal email receipt. If possible, print it out and keep it in a safe place.

[Upgrades](#) [Gifts](#) [Domains](#) You have 15.00 credits.

Custom CSS <small>This upgrade allows you to add custom CSS to customize any theme on this current blog. This is recommended mostly for advanced users who understand CSS. (more info, FAQ)</small>	15 Credits \$0.04 per day	Subscribe for one year
Unlimited Private Users <small>Add as many users to your private blog as you like. This upgrade removes the 35 user limit on private blogs.</small>	30 Credits \$0.08 per day	Subscribe for one year

Then type your domain name in the box like you did before when you were buying it.
For example **www.superiornorthcfdc.com**



Yellow Chair [Visit Site](#)

[Write](#) [Manage](#) [Design](#) [Comments](#) [Upgrades](#)

[Upgrades](#) [Gifts](#) [Domains](#)

Domains

The main part of your blog URL is its domain. An example of a domain is "wordpress.com". You can have your blog at any domain you control, such as example.com, or set up a domain to automatically redirect visitors to your blog URL. [Read more about it](#) or just enter a domain name below and follow the prompts.

[Add a Domain](#) [Add domain to blog](#)

Domain	Function	Created	Expires	Email (help)
yellowchair.wordpress.com	Your blog URL	September 9, 2008	Never	N/A

Then you will be asked to fill out your information again on the wordpress form. It should look like this.

Yellow Chair [Visit Site](#)

[Write](#) [Manage](#) [Design](#) [Comments](#) [Upgrades](#)

[General](#) [Writing](#) [Reading](#) [Discussion](#) [Privacy](#) [Delete Blog](#) [Media](#) [OpenID](#) [Domains](#)

Domains

Adding superiornorthcfdc.com

The domain "superiornorthcfdc.com" is available to be registered and added to your blog. You can use it as your blog address for 15 credits a year. You have 15 credits available.

Registering

Required information: *

First Name

Last Name

Organization

Email

Address 1

Address 2

City

State/Province * (in full, e.g. Texas, not TX)

Postal Code

Country

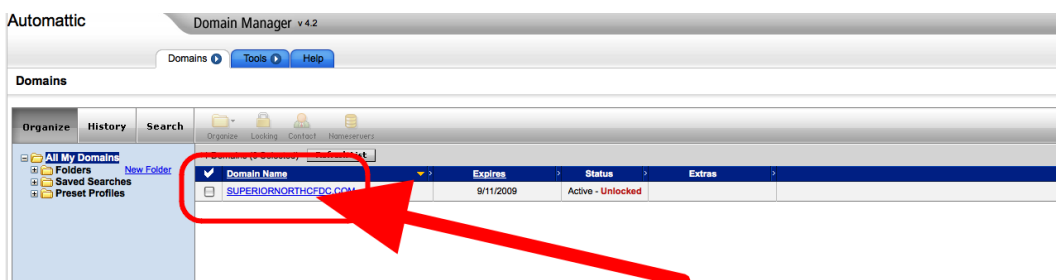
Phone

[Buy >](#)

Fill out this form and click buy at the bottom of the screen. You may be asked to create a new password to enter your domain registration site. KEEP RECORD OF THIS LOGIN INFORMATION. Also, you may be asked to create a 4 number code for security purposes. KEEP RECORD OF THIS NUMBER AS WELL.

Go to your domain registration site to see the options available. We will need to select "unlock" on the domain and save.

When you are looking at your domain information you should see a screen that looks like this...



click your domain address link that is highlighted in blue

Here you can make more changes to your account. Make sure that your domain is unlocked. Then save changes.

Domains >> Details: SUPERIORNORTHCFDC.COM

Organize Locking Contact Nameservers

Status: Active ([Refresh Page](#))
Privacy: Off
Business Registration: Off
Domain Ownership Protection: Off
Locked: Unlocked ([Change](#))
Registered: 9/11/2008
Expires On: 9/11/2009
Auto Renew: On
Authorization Code: [Send by Email](#)

Name Servers: (Last Update 9/11/2008)
[NS1.WORDPRESS.COM](#)
[NS2.WORDPRESS.COM](#)
Total DNS: (Not hosted here)

Registrant (edit)	Administrative (edit)	Technical (edit)
Shelley Norris Superior North CFDC p.o. Box 716 7 Mill Rd. Terrace Bay, Ontario p0i2w0 Canada natalie@snctdc.org Tel +1.807-825-4505	Shelley Norris Superior North CFDC p.o. Box 716 7 Mill Rd. Terrace Bay, Ontario p0i2w0 Canada natalie@snctdc.org Tel +1.807-825-4505	Shelley Norris Superior North CFDC p.o. Box 716 7 Mill Rd. Terrace Bay, Ontario p0i2w0 Canada natalie@snctdc.org Tel +1.807-825-4505

Host Summary ([add](#))
No Hosts

if it is locked then you must selected it and change it to unlock and then save changes.

Now... Go back to www.wordpress.com and sign in if you are not already signed in.

Write Manage Design Comments **Upgrades**

Dashboard Blog Stats Blog Surfer My Comments Blog Surfer

WordPress announcement: [September Wrap-Up](#)

Dashboard

Right Now [Write a New Page](#) [Write a New Post](#)

You have [68 posts](#), [4 pages](#), [17 drafts](#), contained within [151 categories](#) and [1 tag](#). You have [34 total](#) comments, [4 approved](#), 30 spam and [0 awaiting moderation](#).

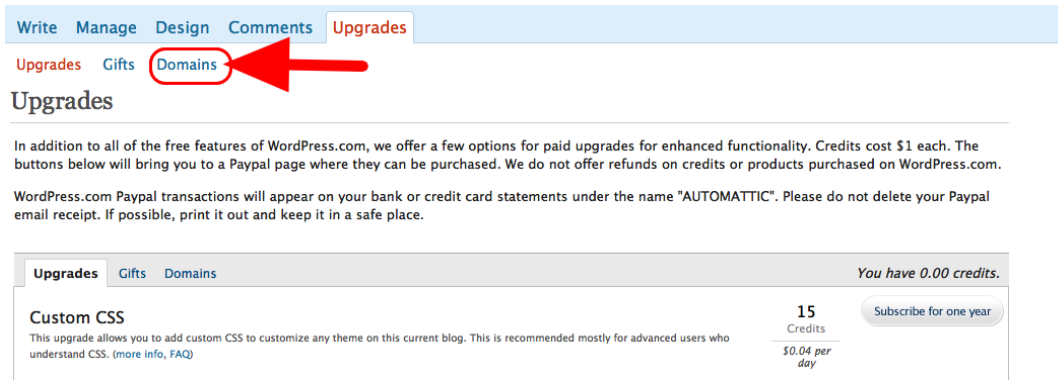
You are using the MistyLook theme with [8 widgets](#). [Change Theme](#)

[Akismet](#) has protected your site from 126 spam comments already, and there are [30 comments in your spam queue](#) right now.

Recent Comments [See All](#) Incoming Links [See All](#) [RSS](#)

You will need to go to your dashboard. You will need to click the upgrades button.

Then click on domains.



Write Manage Design Comments **Upgrades**

Upgrades Gifts **Domains**

Upgrades

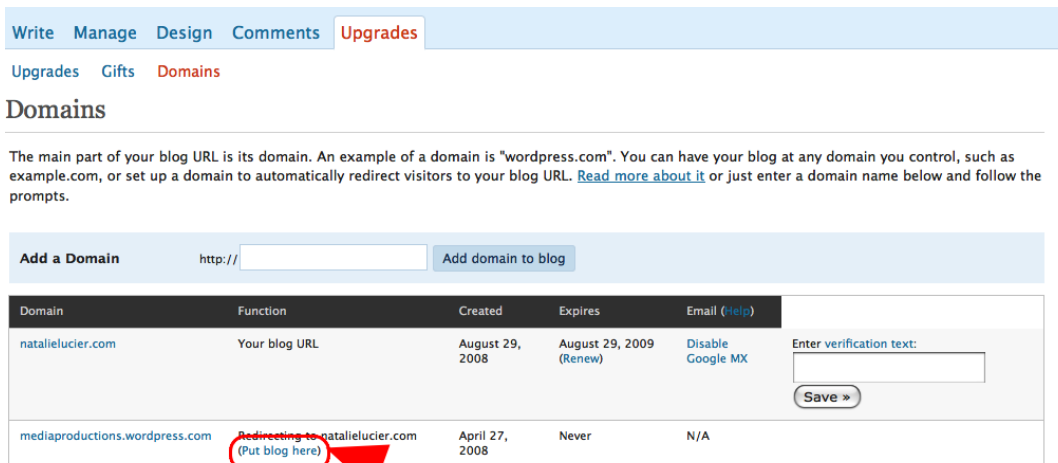
In addition to all of the free features of WordPress.com, we offer a few options for paid upgrades for enhanced functionality. Credits cost \$1 each. The buttons below will bring you to a Paypal page where they can be purchased. We do not offer refunds on credits or products purchased on WordPress.com.

WordPress.com Paypal transactions will appear on your bank or credit card statements under the name "AUTOMATTIC". Please do not delete your Paypal email receipt. If possible, print it out and keep it in a safe place.

Upgrades Gifts Domains You have 0.00 credits.

Custom CSS This upgrade allows you to add custom CSS to customize any theme on this current blog. This is recommended mostly for advanced users who understand CSS. (more info, FAQ)	15 Credits \$0.04 per day	Subscribe for one year
--	---------------------------------	------------------------

Be sure to select "put blog here". This will activate your blog to point to the correct domain name.



Write Manage Design Comments **Upgrades**

Upgrades Gifts **Domains**

Domains

The main part of your blog URL is its domain. An example of a domain is "wordpress.com". You can have your blog at any domain you control, such as example.com, or set up a domain to automatically redirect visitors to your blog URL. [Read more about it](#) or just enter a domain name below and follow the prompts.

Add a Domain http:// **Add domain to blog**

Domain	Function	Created	Expires	Email (help)	
natalielucier.com	Your blog URL	August 29, 2008	August 29, 2009 (Renew)	Disable Google MX	Enter verification text: <input type="text"/> Save »
mediaproductions.wordpress.com	Redirecting to natalielucier.com (Put blog here)	April 27, 2008	Never	N/A	

click the blue words put blog here. After you have clicked this your blog will be activated and pointing to your new domain name. Now you are ready to start blogging! Just refer back to "Step by Step How to Use Wordpress Blog" package for detailed information on how to post and add content to your blog.